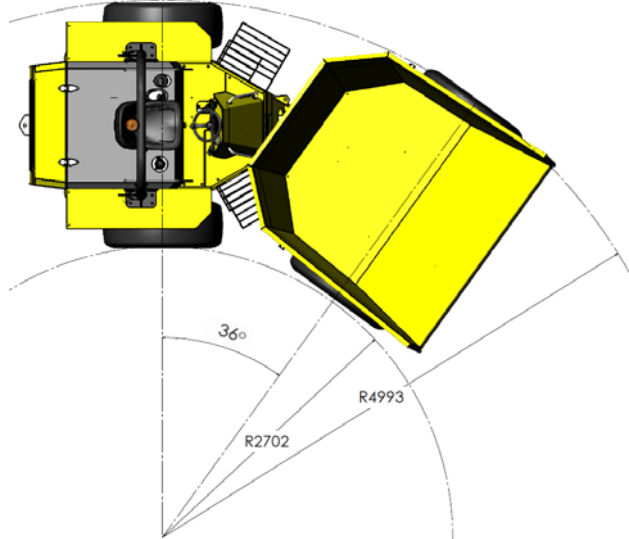

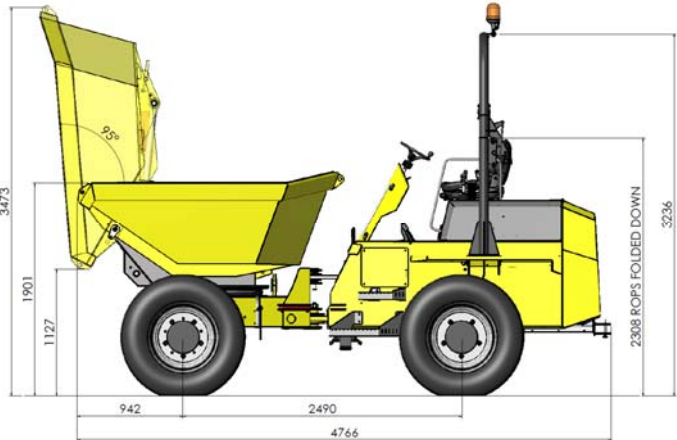




# SW6

(STAGE 3A)



**CAPACITY:**  
 Max Safe Load 6000kg  
 Heaped 3150L  
 Struck: 2215L  
 Water: 1645L

**ENGINE:**  
 JCB444T 4 cylinder Turbo  
 Displacement: 4.4L  
 Max. power: 68.6kW/92bhp @ 2200rpm  
 Max. torque: 400Nm @ 1300rpm  
 Fuel Diesel  
 Emissions Stage 3A

**TRANSMISSION:**  
 Torque Converter c/w 4 speed forward and reverse power shuttle transmission  
 Permanent 4 wheel drive

**DRIVE CHARACTERISTICS:**  
 Forward / Reverse

1st	0-4.5 km/h	(0-2.8 mph)
2nd	0-7.0 km/h	(0-4.4 mph)
3rd	0-14 km/h	(0-8.7 mph)
4th	0-27 km/h	(0-16.9 mph)

Steering Angle 4th  
 Turning Circle: +/- 36°  
 Grade-ability: 9.99m  
 Tyres: 50%  
 Steering: 405/70 R20 (Traction Profile)  
 Working brakes: Priority load sensing hydrostatic centre pivot  
 Park brake: Multi-plate oil immersed discs mounted on both axles  
 Hand operated, locking on dry disc acting on gearbox

**NOISE LEVELS:**  
 LWA 102dB(A)  
 LPA 85dB(A)

**TANK CAPACITIES:**  
 Fuel: 70L  
 Hydraulic: 70L

**SKIP:**  
 Hydraulically operated skip tipping to 95°  
 Skip swivels past 180° for easy placement when driving along trenches (185° maximum)  
 Automatic safety lock to hold skip in a central position when travelling  
 Heavy duty fully welded skip with 8mm thick steel base, reinforced around top for greater strength  
 Operated by a multi axis joystick for increased performance

**ELECTRICAL INSTALLATION:**  
 Heavy duty 60045 Battery: 12V, 185Ah 1000cca  
 Wiring harness in protective sleeving  
 Reversing alarm

**HYDRAULICS:**  
 Hydraulic test points fitted as standard  
 Easy access return oil filter on top of tank

**SEATING & CONTROLS**  
 Adjustable suspension seat accessible from both sides  
 Clear access across dumper via galvanised steps  
 Extra wide brake pedal  
 Super bright warning lights and fuel gauge  
 Steel constructed centre console for extra leg protection  
 Operator level gear selection lever with integrated clutch button  
 Column mounted directional control lever  
 Anti-slip floor

**SERVICE ACCESS:**  
 Easy access for service & maintenance  
 Lockable hinged engine cover  
 Battery mounted securely under engine cover



**NC Engineering (Hamiltonsbawn) Ltd**  
 2 Killyrudden Road, Hamiltonsbawn  
 Richhill, Co Armagh  
 Northern Ireland BT61 9SF

Tel: +44 (0) 28 3887 1970  
 Fax: +44 (0) 28 3887 0362

Email: [sales@nc-engineering.com](mailto:sales@nc-engineering.com)  
 Web: [www.nc-engineering.com](http://www.nc-engineering.com)