

SIMPLICITY
ECONOMY
EASE OF MAINTENANCE

SERIES 5



5 SERIES

100 • 110 • 120

Landini

Passion for Innovation.



ECON



LANDINI 5 SERIES: SIMPLE, FUNCTIONAL ... UNTIRING

Continuous innovation and quality improvement have been the hallmarks of Argo Tractors' work since the company's inception over 30 years ago. This ongoing commitment has led to the development of a new range of high-performance utility tractors that provides the ultimate in simplicity, cost-effectiveness, versatility and ease of maintenance.

HIGHLIGHTS

Cab

- Total View Slim cab: unequalled all-round visibility, ergonomic controls and high-quality fit and finish
- Driver's seat with optional air suspension system
- Low-profile cab roof for easy access to low-ceiling barns and sheds
- 8.4-inch touch screen monitor for satellite guidance and ISOBUS control

Engine

- Deutz AG 3.6L engine delivering up to 113 hp
- Exhaust gas after-treatment with EGR + DOC system to meet Stage 3B/Tier 4 Interim emissions regulations

Transmission

- Power Four transmission with two-stage Hi-Lo Powershift
- T-Tronic transmission with three-stage HML Powershift

Axle

- Rigid front axle with full locking differential and electro-hydraulic four-wheel drive engagement

Hydraulic system

- Open-centre hydraulic system with 62 l/min flow rate
- Rear hitch with up to 4500 kg lift capacity
- Rear 4-speed PTO optional

The **5 Series** is the new generation of Landini's compact tractors for field work. Designed with versatility in mind, the **5 Series** will allow farmers to carry out in complete safety a variety of tasks both in the field and on the farm, from tillage, sowing and haymaking to barn management activities. Engineered and built to handle all daily operations in the farm with total reliability and maximum comfort, the **5 Series** tractor is the perfect choice for medium-scale stand-alone farms.

The **5 Series** tractor is highly versatile and completely customizable to meet farmers' specific needs. Tractor key features include:

- A four-post cab with ergonomically-positioned controls for maximum ease of operation and a transparent roof hatch providing extra visibility for front loader operations. The low-profile roof allows easier access to low-ceiling barns and sheds. The **5 Series** tractor can be optionally equipped with a satellite-based guidance system and an ISOBUS terminal to maximize productivity and profitability.
- New Deutz AG 3.6L engines with power ratings of up to 113 hp. These engines meet the Stage 3B/Tier 4 Interim emissions regulations using an exhaust gas recirculation system (EGR) combined with a diesel oxidation catalyst (DOC).
- Transmission options range from a basic Speed Four gearbox with synchro shuttle providing 12 forward and 12 reverse gears up to a T-Tronic three-stage powershift (high, medium, low) with creeper providing 48 forward and 16 reverse speeds.
- The four-wheel drive, the differential lock and the PTO, with either two or four speeds, are electro-hydraulically engaged.
- The open-centre hydraulic system ensures optimum operation of the rear hitch and of up to five remote valves.
- Optionally, the **5 Series** can be fitted with a front hitch and PTO system and an L Series front loader.

Choosing Landini means you can count on a reliable partner that gives you cutting-edge technology combined with uncompromising versatility and simplicity.





SATELLITE-BASED GUIDANCE

Higher accuracy, greater productivity
page 24



CAB

Perfect visibility
and first-class comfort
page 6



ISOBUS

Simple and efficient
implement control
page 25



EXHAUST SYSTEM

Emissions under control
page 13



HYDRAULIC SYSTEM

Innovative, for maximum
configuration flexibility
page 18



ENGINE

A new heart
page 10



ELECTRONIC HITCH

Powerful and easy to use
page 22

TRANSMISSION

Versatile and tailored
to suit every need
page 14



RIGID FRONT AXLE

Unmatched manoeuvrability
page 16



COMFORT



This is the cab I was looking for. It has all the controls I need for my work ... and they are intuitive and easy to use. And the visibility is superb... it gives you the feeling that you are outside.

Albert

NEW TOTAL VIEW SLIM CAB: PLENTY OF ROOM AND PERFECT ALL-ROUND VIEW

Specially designed for the **5 Series** tractor range, the new Total View Slim cab helps reduce operator stress and fatigue during long working days. Spacious and perfectly soundproofed, the cab interior features an automotive-grade fit and finish with soft-touch, easy-clean materials.

And that's not all: a highly efficient heating, ventilation and air conditioning system, conveniently built into the low-profile cab roof, maintains a comfortable working environment whatever the outdoor weather conditions. The front and rear windscreens can be opened to provide natural ventilation. With its superb all-round visibility, the Total View Slim cab makes manoeuvring in tight spaces and at headlands easier and safer, while the transparent roof hatch provides extra visibility for loader operations.

HIGHLIGHTS

- Landini's latest design with aggressive, contemporary looks
- Telescopic steering wheel tilting with instrument panel
- Highly-efficient climate control thanks to the roof-integrated air-conditioning system
- Opening transparent roof hatch for extra visibility during front loader operations
- Six work lights for proper illumination during night work



DRIVER SEAT AND HIDE-AWAY BUDDY SEAT

Large and comfortable, the driver seat is available with either mechanical or air suspension system that can be adjusted to suit the driver's weight. Passengers can also travel in comfort thanks to an upholstered buddy seat, which neatly folds away to allow easier access to the cab.

ACCESS TO DRIVING POSITION

Fully glazed rear-hinged doors provide easy access to the driving position. Wide, sturdy access steps and handrails fitted to the cab posts and to the doors allow operators to safely climb up and down the tractor.





INSTRUMENT PANEL AND STEERING WHEEL

The steering wheel is telescopic and tilt adjustable. The instrument panel, which tilts with the steering column, features easy-to-read digital and analog instruments for easy monitoring of tractor functions.



AIR CONDITIONING AND OPENING ROOF HATCH

The heating, ventilation and air conditioning system, integrated into the cab roof, maintains a comfortable working environment whatever the outdoor weather conditions. The rear windscreen and the roof hatch can be opened to allow natural ventilation.



BLUETOOTH RADIO

The Bluetooth AM/FM radio enables listening to music also through an MP3 player, an AUX cable or a USB flash drive, while an integrated microphone allows the driver to make hands-free phone calls.






INNOVATIVE

Landini



DEUTZ AG ENGINE: THE WORK MATE EVERYBODY WOULD WANT TO HAVE

The three models of the **5 Series** are all powered by cutting-edge Deutz AG 3.6L four-cylinder turbo engines with multivalve technology, intercooler and common rail injection system. These innovative engines meet the Stage 3B/Tier 4 Interim emissions regulations using an exhaust gas recirculation system (EGR) combined with a diesel oxidation catalyst (DOC).



FUEL ECONOMY

The Deutz AG engines that power the **5 Series** are equipped with common rail, a computerized fuel injection system that provides a precisely measured amount of fuel to the engine, thereby reducing consumption while maximizing performance. Fuel efficiency is further enhanced with the Engine Memo Switch, a device that allows the operator to store and recall the engine speed most suited to the implement used.

The **5 Series** tractor is equipped with a 120-litre fuel tank to ensure extended operation without refuelling.

*The new engine of the **5 Series** is excellent. It uses little fuel and maintenance is minimal and simple. This means you save both time and money.*


Andy

5 SERIES	POWER HP	POWER KW	TORQUE NM
5-100	99	73	397
5-110	107	79	420
5-120	113	83	460



EGR + DOC SYSTEM: EXHAUST EMISSIONS UNDER CONTROL

An innovative exhaust gas recirculation system (EGR) combined with a diesel oxidation catalyst (DOC) does away with exhaust gas regeneration, thereby eliminating the need for a diesel particulate filter (DPF). The EGR + DOC system ensures compliance with the Stage 3B/Tier 4 Interim emissions regulations.



*The transmission of the **5 Series** is rugged... It provides up to 48 speeds and I have never had a power loss ... it's reliable in any situation.*

Joe

CHOICE OF TRANSMISSION OPTIONS TO SUIT EVERY NEED

A variety of transmission configurations allow the **5 Series** to better meet the specific needs of each farm, further enhancing the tractor versatility. Options available range from a basic 12/12 Speed Four transmission with synchro shuttle up to an electrohydraulic 48/16 T-Tronic transmission with HML powershift and creeper.

Up to eight different configurations are available:

1. Speed Four with synchro shuttle providing 12FWD + 12REV speeds.
2. Speed Four with synchro shuttle and creeper providing 24FWD + 24REV speeds.
3. Power Four with Hi-Lo splitter and synchro shuttle for a total of 24FWD + 24REV speeds.
4. Power Four with Hi-Lo splitter, synchro shuttle and creeper for a total of 32FWD + 32REV speeds.
5. Power Four with Hi-Lo splitter and power shuttle providing 24FWD + 24REV speeds.
6. Power Four with Hi-Lo splitter, power shuttle and creeper for a total of 32FWD + 32REV speeds.
7. T-Tronic with HML Powershift and power shuttle for a total of 36FWD + 12REV speeds
8. T-Tronic with HML Powershift, power shuttle and creeper for a total of 48FWD + 16REV speeds.

SPEED FOUR TRANSMISSION

The Speed Four transmission with left-hand steering-column synchro shuttle is the basic configuration on the **5 Series** tractor range. It features four synchronized speeds and three ranges providing 12 forward and 12 reverse gears and can be equipped with a creep speed option providing a total of 16 forward and 16 reverse gears with speeds as low as 310 m/h.

POWER FOUR ELECTROHYDRAULIC TRANSMISSION FOR TOTAL RELIABILITY

The Power Four electrohydraulic Hi-Lo transmission doubles the gears of the basic transmission providing 24 forward and 24 reverse speeds. The creep speed option further increases the number of available speeds to 32 forward and 32 reverse. The Power Four transmission can be specified with either a synchro or power shuttle with lever adjacent to the steering wheel. In addition, a De-clutch control function allows the operator to shift through all gears without using the clutch pedal.

T-TRONIC ELECTROHYDRAULIC TRANSMISSION FOR TOP PERFORMANCE

The T-Tronic transmission triples the 12 gears of the basic transmission providing 36 forward and 12 reverse speeds for maximum efficiency in the field and on the road. An optional creeper provides up to 48 forward and 16 reverse gears and allows speeds as low as 310 m/h. The de-clutch button and the power shuttle allow the operator to shift through all gears and change from forward to reverse without using the clutch pedal. The shuttle response is electronically modulated and adjustable by the operator if required for different tasks.



PARK LOCK, SAFETY GUARANTEED

The power shuttle transmission can be optionally equipped with Park Lock, a mechanical locking device which locks the transmission for added safety when parking the tractor on steep inclines.



MANOEUVRABILITY, STABILITY AND COMFORT FOR BEST PERFORMANCE

*With the **5 Series** I have
no more compaction problems.
And thanks to its ease of driving
I can better focus on the task
at hand... So I get less tired
and perform better ...*

Dick

The **5 Series** tractor offers outstanding traction and manoeuvrability ensuring optimum grip and stability on all terrains for superior driving comfort. The rigid front axle is equipped with Twin Lock full locking differential and electro-hydraulic four-wheel drive engagement. This ensures maximum efficiency and safety in any condition, including when working with a front hitch or a front loader. The rear axle, derived from higher class vehicles, is sturdy and reliable. With its large front axle swing, its excellent ground clearance and a steering angle of 55 degrees, the **5 Series** tractor is highly manoeuvrable in any situation, while the hydrostatic drive delivers smooth steering control even at low engine rpm.



AUTOMATIC 4WD AND DIFFERENTIAL LOCK ENGAGEMENT

The **5 Series** range is equipped with combined front and rear differential locks to reduce wheel slip and maximize traction. The system automatically engages or disengages the differential lock and the four-wheel drive making headland turns easier and quicker for the operator.




INTEGRATED BRAKE SYSTEM (IBS)

The IBS braking system with wet disc brakes integrated into the front axle provides efficient braking on all four wheels. The system reduces stopping distances by 50% ensuring maximum safety on the road. When the front and rear brakes are activated, they produce a braking force proportional to the foot pressure applied on the brake pedal, thereby ensuring safe, controlled stopping power in any situation. Integrated with the hydraulic/ pneumatic trailer braking systems, the IBS system will ensure efficient braking of tractor-trailer combination for safe stopping on steep gradients.



HIGHLIGHTS



- Front hitch and PTO for maximum versatility
- Up to 5 rear- and mid-mounted remote valves

CONFIGURABLE HYDRAULIC SYSTEM FOR GREATER VERSATILITY

The **5 Series** tractor can be customized to suit farmer's application needs. Thanks to its versatility, this tractor can be simultaneously fitted with a front hitch and a front loader that can be used in combination with rear implements for added productivity.



MECHANICALLY-CONTROLLED REAR HITCH

The **5 Series** tractors come standard with a mechanically-controlled rear hitch that guarantees precise implement operation. To speed up headland operations, the tractor can be optionally equipped with Ergonomic Lift System (ELS), a device allowing the implement to be automatically lifted and lowered with the simple click of a button.



My dealer asked me what kind of work I would be doing with the tractor, then they set up the hydraulic system according to my needs. They were quite efficient.

Frank

EASY-TO-USE ELECTRONICALLY-CONTROLLED REAR HITCH

The electronically-controlled rear hitch features ergonomically-designed easy-to-use controls and is equipped with lower link draft sensing for precise implement control. The three-point hitch is Category II and offers a maximum lift capacity of 4500 kg. External hitch controls are located on the rear fenders making it easier to attach implements from the ground.



CHOICE OF TWO- OR FOUR-SPEED PTO

The rear PTO offers two speeds: 540/540e rpm or 540/1000 rpm. A four-speed PTO providing 540/540Ee/1000/1000E rpm is also available as an option. An hydraulically operated clutch enables smooth and modulated engagement of the PTO, ensuring a soft start-up of the implement. External PTO controls are located on the rear fenders making it easier to attach implements from the ground.






HIGH-PERFORMANCE HYDRAULIC SYSTEM

The **5 Series** tractor range features an open-centre hydraulic system with a total flow of 62 l/min allowing efficient operation of all hydraulic functions. A dedicated pump supplies 32 l/min to the steering system ensuring smooth and precise turning in any conditions for enhanced operator comfort and productivity.



REMOTE VALVES FOR MAXIMUM EFFICIENCY



The **5 Series** can be equipped with up to five remote valves. Three valves are mechanically operated by levers integrated into the right-hand console. Two additional mid-mount remotes are available as an option for the use of L Series front loaders or other front-mounted implements.

Four types of remote valves are available that can be used in combination to suit different application needs:

- **Standard**: double-acting;
- **Kick-out**: with automatic detent release;
- **Float**: for implements that follow the contour of the ground;
- **Hydraulic motor**: for the use of hydraulic motors.

Each option allows the tractor to work with the front hitch, the front loader, the rear hitch and a variety of front- and rear-mounted implements for maximum efficiency and productivity.

High-quality quick-release couplings, conveniently fitted on both the front and rear of the tractor, allow quick and easy connection/disconnection of hydraulic lines for fast operation.




LANDINI L80 FRONT LOADER: BUILT FOR POWER AND VERSATILITY

Designed to be integrated into the **5 Series** tractor range, the McCormick L80 front loader is built from HLE (High Limit Elasticity) steel, a material capable of withstanding high loads thanks to its mechanical properties.

The main strong points of the L80 front loader are:

- Hydraulic lines hidden inside the loader arms to ensure unobstructed view during operation;
- The piping of the hydraulic system is rigid to reduce oil overheating during intensive use and to simplify maintenance operations;
- A position indicator allows operator to quickly determine implement position;
- Used in combination with a Euro Hitch tool carrier, the loader can be fitted with a wide range of implements;
- Maximum lift capacity of 1810 kg;



FRONT HITCH AND PTO

A front hitch and PTO are available as an option to add greater versatility to the **5 Series** tractor for applications using rear- and front-mounted implement combinations. Offering a maximum lift capacity of 2200 kg, the front hitch is Category II and

features raise/lower and float controls. The 1000-rpm PTO is engaged via a pushbutton. External PTO and hitch controls are also located on the rear fenders making it easier to attach implements from the ground.

- The loader features a suspension with two nitrogen-charged accumulators placed between the cylinders that ensures a smooth ride at all times;
- The **5 Series** series is equipped with supports designed to make fitting and removal of the front loader easier;
- The L80 loader can be used even when the tractor is equipped with a front-mounted hitch. The **5 Series** further features a conveniently placed joystick and a high-visibility transparent roof hatch allowing the operator to comfortably sit in the driving position while working with the loader fully raised. Designed to be the perfect match for the **5 Series** tractor, the L80 front loader delivers maximum productivity in any application.





SATELLITE-BASED GUIDANCE, TO BECOME PRODUCTIVITY CHAMPIONS

The optional satellite-based guidance system is controlled via a dedicated 8.4" touch screen monitor in conjunction with a satellite antenna fitted on the roof of the tractor cab.

The monitor manages two functions:

1. The Precision Steering Management system, which provides precise steering control delivering up to 2cm pass-to-pass accuracy in row-crop operations. Such a high level of precision greatly increases productivity per unit land area.
2. Configuration and control of the ISOBUS system with management of advanced features such as TC-GEO.

SATELLITE ANTENNA

The satellite antenna placed on the cab roof receives the GPS signal.



ELECTRONIC STEERING WHEEL

The **5 Series** tractors can be specified with the Topcon electronic steering wheel which allows extremely precise steering, thereby reducing operator fatigue while saving time and fuel.



PRECISION

ISOBUS, FOR SIMPLE AND EFFICIENT IMPLEMENT CONTROL

The **5 Series** tractor range can be optionally equipped with an ISOBUS terminal to increase operating efficiency and productivity. With the ISOBUS system, the operator manages the implements via a simple touch screen monitor, without the need to install a dedicated control unit inside the cab.



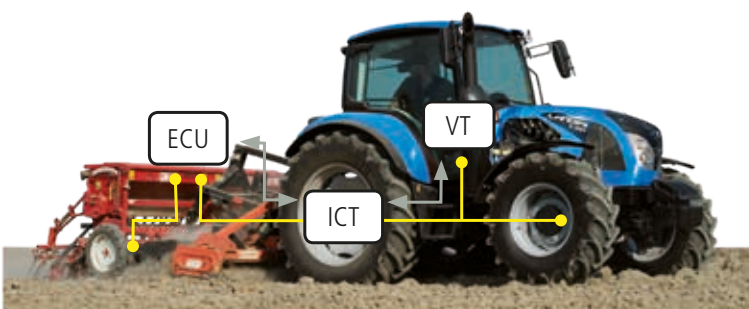
TOUCH SCREEN MONITOR

An 8.4-inch touch screen monitor manages the satellite-based guidance and the ISOBUS system.

BENEFITS OF SATELLITE-BASED GUIDANCE AND ISOBUS SYSTEM

The satellite-based guidance and the ISOBUS system maximise efficiency and productivity while improving riding comfort and safety:

- Each implement operation is controlled with extreme accuracy. Implement can also be managed automatically.
- Reducing the travelled distance in the field reduces tractor and implement wear and saves fuel.
- The application of variable rate treatments eliminates skips and overlaps; this minimizes product wastes and reduces working time while maximizing efficiency and crop yield.
- Precision farming reduces chemical residues. For example, it makes it possible to place fertilizer only in a specific row that will be sown at a later date: at the time of seeding, the row will be found thanks to the map system of the automatic guidance.
- Report and pre-setting operations become more user-friendly and can be done from home. This eliminates the need for expert operators, thus reducing operating costs.



The satellite guidance changed my way of working. My work couldn't be so accurate before. Now I have achieved levels of productivity and cost efficiency I didn't think possible before ...

Jim

RELIABILITY

QUICK MAINTENANCE TO GET YOU BACK UP AND RUNNING

Designed to deliver maximum efficiency and reliability, the **5 Series** offers a variety of solutions to simplify and expedite maintenance.

1. The tilt-up hood opens wide to provide easy access to the engine compartment for maintenance.
2. Oil filler cap is placed in the lower part of the engine, so topping up of engine oil can be done without opening the hood.
3. Engine air filter is positioned in such a way as to facilitate cleaning and replacement.
4. The cooling radiators, mounted in the engine front, and the laterally-removable dust cover allow for simple and fast cleaning.
5. The fuel tank is conveniently placed to allow quick filling.
6. In-cab air filter is easily accessible for maintenance.
7. Oil level in the transmission can be conveniently checked through the oil filler cap with dipstick placed on the rear of the tractor.
8. Windscreen wiper fluid reservoir is located on the back of the cab.





TRADITION



LANDINI SPARE PARTS AND SERVICE, TO GIVE YOU THE BEST ALWAYS

Landini is worldwide recognized as a reliable supplier of high-quality spare parts and after-sales services. Developed by the same engineers who design and manufacture the Landini tractors, genuine Landini parts are designed and manufactured to the highest quality standards to ensure tractors reliable performance and maximum safety.

The pluses of Landini's after-sales service include:

- Spare parts are delivered promptly and efficiently to Landini's dealers on the same day of order.
- Each part comes with a 12-month warranty and bears a non-falsifiable hologram which certifies its build quality and genuineness.
- Original Landini parts are reliable and convenient, as they enhance the working quality and efficiency of the **5 Series** tractors.

The after-sales service is handled by our dealers through a team of highly-skilled, solution-oriented technicians who avail themselves of the latest diagnostic techniques. Choosing Landini means choosing excellence.

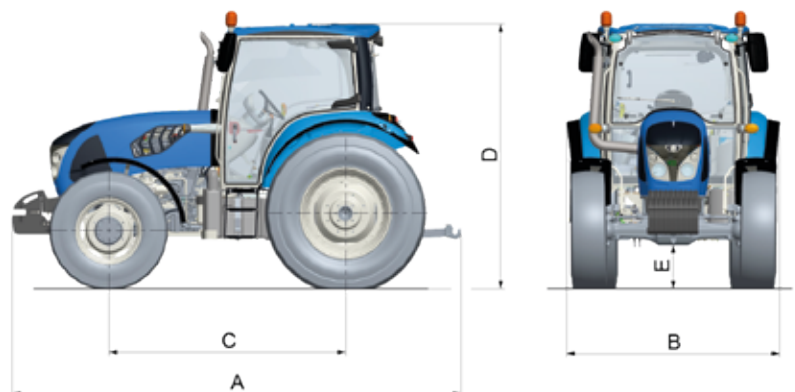
TECHNICAL DATA

		5-100	5-110	5-120
ENGINE				
TIER 4 INTERIM		DEUTZ - AG	DEUTZ - AG	DEUTZ - AG
MAX POWER ISO	HP/KW	99 / 73	107 / 79	113 / 83
RATED ENGINE SPEED	RPM	2200	2200	2200
MAX TORQUE	NM	397	420	460
MAX TORQUE SPEED	RPM	1600	1600	1600
BORE / STROKE	MM	98/120	98/120	98/120
DISPLACEMENT / CYLINDERS	CM ³	3600 / 4 TA	3600 / 4 TA	3600 / 4 TA
DOC AFTER-TREATMENT SYSTEM		●	●	●
FUEL TANK CAPACITY	L	120	120	120
CLUTCH				
INDEPENDENT DRY DUAL CLUTCH		12	12	12
MECHANICALLY-OPERATED		●	●	●
MULTI-DISC WET CLUTCH		○	○	○
DE-CLUTH CONTROL: BUTTON-OPERATED CLUTCH		○	○	○
TRANSMISSION				
SPEED FOUR + SYNCHRO SHUTTLE: 12FWD + 12REV 40 KM/H		●	●	●
SPEED FOUR + SYNCHRO SHUTTLE + CREEPER: 16FWD + 16REV 40 KM/H		○	○	○
SPEED FOUR + POWER FOUR + SYNCHRO SHUTTLE: 24FWD + 24REV 40 KM/H		○	○	○
SPEED FOUR + POWER FOUR + SYNCHRO SHUTTLE + CREEPER: 32FWD + 32REV 40 KM/H		○	○	○
SPEED FOUR + POWER FOUR + POWER SHUTTLE: 24FWD + 24REV 40 KM/H		○	○	○
SPEED FOUR + POWER FOUR + POWER SHUTTLE + CREEPER: 32FWD + 32REV 40 KM/H		○	○	○
T-TRONIC + SPEED FOUR + POWER SHUTTLE: 36FWD + 12REV (3-STAGE POWERSHIFT)		○	○	○
T-TRONIC + SPEED FOUR + POWER SHUTTLE + CREEPER: 48FWD + 16REV		○	○	○
ECO FORTY (40 KM/H AT REDUCED ENGINE RPM)		○	○	○
REVERSE POWER SHUTTLE		○	○	○
SHUTTLE MODULATION CONTROL: ADJUSTMENT OF POWER SHUTTLE RESPONSE		○	○	○
PARK LOCK		○	○	○
POWER TAKE-OFF				
WET MULTI-DISC PTO CLUTCH		●	●	●
ELECTROHYDRAULIC ENGAGEMENT		●	●	●
2 SPEEDS: 540/540E RPM		●	●	●
2 SPEEDS: 540/1000 RPM		○	○	○
4 SPEEDS: 540/540E/1000/1000E RPM		○	○	○
1"3/8 (34.9 MM) PTO SHAFT WITH 6 SPLINES		●	●	●
1"3/8 (34.9 MM) PTO SHAFT WITH 21 SPLINES		○	○	○
GROUND SPEED PTO		○	○	○
FRONT 4WD AXLE				
ELECTROHYDRAULIC 4WD ENGAGEMENT		●	●	●
RIGID TYPE		●	●	●
MAX STEERING ANGLE		55°	55°	55°
TWIN-LOCK ELECTROHYDRAULIC DIFFERENTIAL LOCK		●	●	●
BRAKING SYSTEM				
HYDROSTATICALLY-OPERATED ANNULAR PISTON BRAKES		●	●	●
AUTOMATIC 4WD ENGAGEMENT ON BRAKING		●	●	●
WET MULTI-DISK FRONT BRAKES		○	○	○

5 SERIES

		5-100	5-110	5-120
BRAKING SYSTEM				
INTEGRAL BRAKING SYSTEM - IBS		●	●	●
HYDRAULIC TRAILER BRAKING		○	○	○
PNEUMATIC TRAILER BRAKING		○	○	○
HYDRAULIC SYSTEM				
DRAFT, POSITION, MIXED AND FLOAT CONTROL		●	●	●
MECHANICALLY-CONTROLLED REAR HITCH		○	○	○
ERGONOMIC LIFT SYSTEM		○	○	○
ELECTRONICALLY-CONTROLLED REAR HITCH		○	○	○
LIFT CAPACITY WITH 2 ASSISTOR RAMS	KG	4500	4500	4500
MAX WORKING PRESSURE	BAR	180	180	180
PUMP FLOW RATE (HITCH + STEERING)	L/MIN	62+32	62+32	62+32
THREE-POINT HITCH CATEGORY 2		●	●	●
HYDRAULIC ADJUSTMENT OF RIGHT LIFTING ROD AND TOP LINK		○	○	○
REMOTE VALVES STD / OPT		2-3	2-3	2-3
NO. 2 FRONT REMOTE VALVES + JOYSTICK		○	○	○
FRONT HITCH AND PTO (MAX LIFT CAPACITY)	KG	2200	2200	2200
CAB AND DRIVING POSITION				
TOTAL VIEW SLIM CAB / RADIO ADAPTOR		●	●	●
HEATING / VENTILATION		●	●	●
AIR-CONDITIONING		○	○	○
AIR SUSPENSION SEAT		○	○	○
DIGITAL INSTRUMENT PANEL		●	●	●
DIMENSIONS AND WEIGHTS				
A - MAX LENGTH 4WD (WITH BALLAST WEIGHTS)	MM	4408	4408	4408
B - MIN WIDTH	MM	1900	1900	1900
C - WHEELBASE	MM	2355	2355	2355
D - HEIGHT OVER CAB	MM	2615	2615	2615
E - GROUND CLEARANCE	MM	350	350	350
WEIGHT IN RUNNING ORDER (WITHOUT BALLAST WEIGHTS)	KG	3800	3800	3800
OPTIONAL EQUIPMENT				
No. 10 FRONT BALLASTS 362 KG EACH		○	○	○
WEIGHT FOR FRONT HITCH 300 KG		○	○	○

Key : ● standard ○ option — not available





Landini®

Passion for Innovation.

